

# THE FACES OF VOLUNTEERS IN CANADA

WWW.STATCAN.GC.CA

## VOLUNTEERING RATE AND HOURS FOR CANADIANS AGED 15 AND OVER

### FACTS:

1.96 B



Canadian volunteers devoted about **1.96 billion volunteer hours** in 2013; this is equivalent to **1 million full-time jobs**.

1 M



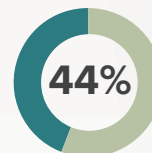
Average annual volunteer hours  
**154**

Number of volunteers

**12,716,000**



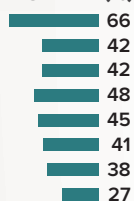
Volunteering rate



## OLDER CANADIANS VOLUNTEER LESS OFTEN, BUT CONTRIBUTE MORE HOURS



**VOLUNTEERING RATE (%)**



**AGE**

15 to 19  
20 to 24  
25 to 34  
35 to 44  
45 to 54  
55 to 64  
65 to 74  
75 and over




**VOLUNTEER HOURS**



## GENDER DIFFERENCE

45%



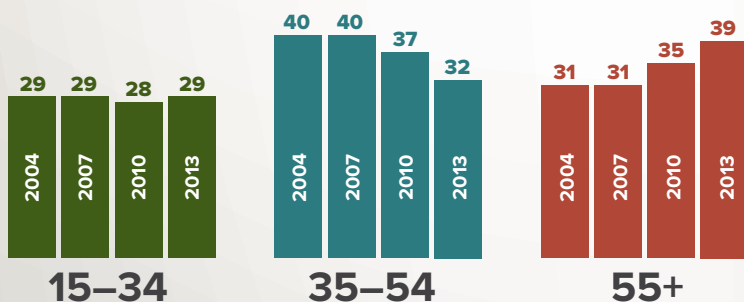
42%

Women slightly more likely to volunteer than men (**45%** compared with **42%**).

## VOLUNTEERS ARE INCREASINGLY OLDER



In 2013, **39%** of volunteer hours were contributed by those **aged 55 and over**, compared with **31% in 2004**.



## VOLUNTEERS ARE INCREASINGLY MORE EDUCATED

From 2004 to 2013, the proportion of volunteers, aged from 25 to 64, with **university degrees** rose by four percentage points to **39%**.



39%

	2004	2007	2010	2013
LESS THAN HIGH-SCHOOL DIPLOMA	6	6	5	4
GRADUATED FROM HIGH SCHOOL	21	20	19	21
POST-SECONDARY DIPLOMA OR CERTIFICATE	39	41	38	36
UNIVERSITY DEGREE	35	33	38	39

Source: Data from the 2013 General Social Survey on Giving, Volunteering and Participating

Catalogue number: 11-627-M ISBN: 978-1-100-25849-2